

# PIPELINE

[www.bc-girlguides.org](http://www.bc-girlguides.org)



## BC Girl Guides





# Editorial

## Editor's Note

From the pages of this issue of *Pipeline*, it looks like BC Guiding members had many wonderful opportunities and adventures in 2016! From camps and travel to training events and PR opportunities, Girl Guides were out having fun.

This issue contains tales of travel across Canada, to the United States, to Curaçao in the Caribbean, and within British Columbia. Members participated in events focused on science, technology, engineering and math (STEM). Guiders learned about outdoor activity leadership and participated in the World Association of Girl Guides and Girl Scouts Western Hemisphere Regional Conference. The scope of activities possible in Guiding never ceases to amaze me.

This issue also contains some great resources for Guiders about inclusivity and diversity, SOAR and awards. Read on for more information!

Enjoy the holiday season and see in you 2017!

Copyright 2016 by Girl Guides of Canada – BC Council, 1476 West 8th Avenue, Vancouver V6H 1E1. Unless otherwise indicated in the text, reproduction of material in *Pipeline* is authorized for non-profit Guiding use, provided that each copy contains full acknowledgment of the source. Any other reproduction in whole or in part without prior written consent of BC Council is prohibited. *Pipeline* receives ideas and activities from various sources. The original creator is not always made known to us. If we have failed to credit a correct source we ask to be informed. Members submitting photographs for publication must ensure that all members pictured have image release forms on file with Girl Guides of Canada. Submissions are accepted up to the deadline and are published at the discretion of the editor. Submissions may be edited in the interest of conformity and style, taking into consideration the space available.

# BC Council Contact and Information

1476 West 8th Avenue  
Vancouver, BC V6H 1E1  
Phone: Membership/Events/  
General Information 604-714-6636  
Fax: 604-714-6645  
**PC Office:** 604-714-6643  
E-mail: info@bc-girlguides.org

Check out the BC Guiding website at [www.bc-girlguides.org](http://www.bc-girlguides.org)  
Send your comments to [website@bc-girlguides.org](mailto:website@bc-girlguides.org)

E-mail addresses:  
awards@bc-girlguides.org  
bcgglogo@bc-girlguides.org  
bcsg@bc-girlguides.org (Safe Guide)  
camp@bc-girlguides.org  
conflictcoach@bc-girlguides.org  
cookies@bc-girlguides.org  
imis@bc-girlguides.org  
international@bc-girlguides.org  
link@bc-girlguides.org  
membership@bc-girlguides.org  
mentoring@bc-girlguides.org  
pipeline@bc-girlguides.org  
program@bc-girlguides.org  
publicrelations@bc-girlguides.org  
rangers@bc-girlguides.org  
soar@bc-girlguides.org  
training@bc-girlguides.org  
trefoilguild@bc-girlguides.org  
treasurer@bc-girlguides.org  
website@bc-girlguides.org

**CANADIAN PUBLICATION AGREEMENT No. 40681574**  
*Pipeline* is published four times a year.  
**Deadlines** for submission of articles:  
March 1, July 1, October 1, December 1.

## PIPELINE

Editor: Katrina Petrik  
E-mail: pipeline@bc-girlguides.org  
Fax: 604-714-6645  
Attention: *Pipeline* Editor  
Editorial Team:  
Ming Berka, Linda Hodgkin,  
Ruth Seabloom, Robyn So, Helen Varga  
Layout: Phoenix Graphic Design  
Printer: MET Fine Printers



*This newsletter is printed on 100% recycled paper.*

# Table of Contents

PC's Page..... 3  
Upcoming Events..... 4  
Awards..... 5  
Save the Date..... 5  
BC Membership Day with Vancouver Canucks..... 5  
GUEST in the Okanagan!..... 6  
A-Z of Diversity..... 7-9  
SOAR 2017: Are You Prepared?..... 10  
SOAR Important Dates and Mascot .....11  
A Unique Opportunity (Book of Honour)... 12  
Provincial Youth Forum..... 12  
Gone Home ..... 12  
Writing a Support Letter for an Award or Scholarship.....13  
Announcing BC's 2016 National Scholarship Recipients ..... 14  
Introducing New Program Committee Members..... 14  
Camping Committee Member Wanted! .... 15  
CWFF Pizza Challenge 2017 ..... 15  
Module 8 Canoe Trip..... 16-17  
Western Hemisphere Conference in Curaçao ..... 18  
Coast to Coast 2016..... 19-21  
Pedal Haida Gwaii.....22-24  
Careers in STEM: Independent Trip to Georgia and Florida.....25-27  
Seaside Fun 2017 ..... 27  
Friends of the Four World Centres Visit Kelowna ..... 28  
Remember: Trefoil Guild Members Can Help!..... 29  
Introducing Pacasach ..... 29  
Around BC.....30-31



# PC'S PAGE

by Leslie Bush, *Provincial Commissioner*



*Leslie Bush, Provincial Commissioner*

**W**e are now well into the Guiding year! I hope by now you have had an opportunity to enjoy the fall weather with your girls by enjoying some great outdoor experiences. I also hope you have engaged the girls in your units to discover what they want to be doing this year, and are working with them to accelerate their thoughts into actions, and then from there into amazing experiences! What a fun way to encourage girls to develop their leadership, planning, critical thinking and problem-solving skills!

As representatives of Girl Guides of Canada—Guides du Canada in BC, one of our youth members and I had the great honour and pleasure of attending a reception at Government House for the Duke and Duchess of Cambridge during their visit to BC in September. Naomi, a Pathfinder from the 4th Bay to Bay Pathfinder Unit in Southern Vancouver Island Area, attended the event with me. We were introduced to Prince William and shook his hand, and we were able to have short conversations with both Governor General David Johnston and his wife, Sharon. We also had the opportunity to speak with Mrs. Gwendolyn Point, who was BC Council's Patron when her husband, Steven Point, OBC, was Lieutenant Governor of BC. Mrs. Point shared some of her experiences living at Government House and brought a sort of special perspective to the event by noting

that history was being made that evening, and that both Naomi and I were part of it. She encouraged us to write about that night—to remember our experiences and to be part of the record.

These were very powerful words from a gracious and thoughtful lady. Personal cameras were not permitted at the event, so the guests will have no visual record, only words will be the record of our attendance. I hope that by sharing this experience with you, I can remind you, as Guiders, to capture your memories and to make the most out of all the opportunities presented to you!

I am so proud of Naomi, who was a stellar representative of our youth members! Naomi was bubbling with excitement and yet was poised and confident in her meeting with Prince William and in speaking to the dignitaries and other attendees. She was open to all of the experiences of the event, even sampling many of the hors d'oeuvres—including caviar!

The Duke and Duchess, and perhaps their children, would have had many opportunities to sample our Chocolatey Mint cookies during their stay in BC. I have heard of instances where girls gave the Duke and Duchess cookies during their walkabouts in Vancouver and Victoria, and Daphne MacGregor-Greer, former provincial commissioner, delivered two cases of cookies to Government House to be shared by our current Patron, Her Honour, the Honourable Judith Guichon, OBC, Lieutenant Governor of BC, and her special guests! Sharing our cookies really highlights our involvement in the community and the girl greatness of our members in BC!

This year will continue to bring changes to the way we do the “business” of Guiding in BC. This fall, the provincial Membership Committee, in collaboration with our provincial office staff, devised some changes to our ways of work as it applies to iMIS. Changes include adding an additional staff member and a reorganization of duties to a girl-focused and adult-focused iMIS and membership support role. In the areas, it has changed the role and

responsibilities of the iMIS support person and has created a new membership service role. There are also changes to both district and area council structures as part of the continuing implementation of the Governance Review Implementation (GRI). The GRI task team noted in their review that there was no consistency in structures at the district and area levels and that in many cases some positions on council were actually committee or support “activities” that had no decision-making or direction-setting role, and could be effectively performed as a continuing support role that would report to the parent council as required. The provincial commissioners agreed that district councils will no longer have advisers. Area councils may retain committees/advisers for the consistent and ongoing needs of area council, and area commissioners have been asked to speak with their area councils as to what structure they feel will be of most value to them. BC Council will discuss this feedback in November and a decision regarding area councils will be made then. Changes made to both the district and area councils will be implemented by June 2017.

As the festive season approaches, I want to thank you for choosing to share your gifts of time, effort, creativity and loyalty to Guiding in BC.



*Royal Reception*



# Upcoming Events

DATE	WHAT	WHO	WHERE	NOTES
February 10–13	<b>OAL Adventure Module 8— Snowshoeing Expeditions</b>	Guiders who have started their OAL Adventure Camping training	<i>TBD</i>	Application deadline has passed.
February 18	<b>World Thinking Day Open House</b>	All Guiding members	<i>Guide House, Vancouver</i>	RSVP required; more info to come.
March 3–5	<b>Program Advisers' Workshop</b>	One area program adviser and one district program adviser per area	<i>Vancouver</i>	More info to come.
March 3–5	<b>BC Camping Committee/Area Camping Advisers' meeting</b>	All area camping advisers and BC Camping Committee members	<i>Vancouver</i>	Come prepared to work on 2018 camping events.
March 17–19	<b>Safe Guide Assessors' Workshop</b>	Safe Guide assessors	<i>Vancouver</i>	More info to come.
March 24–26	<b>Area Commissioners' Workshop</b>	Area commissioners	<i>Vancouver</i>	More info to come.
March 31–April 2	<b>International Advisers' Workshop</b>	International advisers	<i>Vancouver</i>	
April 2	<b>BC Membership Day Canucks Game</b>	All Guiding members	<i>Vancouver</i>	See page 5 for more details.
April 15–16	<b>Girl Guides Go Hostelling Sleepover</b>	Guides, Pathfinders and Rangers	<i>Vancouver</i>	More info to come.
April 22	<b>Briefing for international trip participants</b>	Guider and girl member invited participants	<i>Vancouver</i>	
May 13	<b>BC Council AGM</b>	Guiders	<i>Vancouver</i>	More info to come.
May 13–14	<b>GUEST on the Island</b>	SVI and Pacific Shores Guide patrols	<i>Victoria</i>	More info to come.
June 11	<b>Hands Across the Border</b>	All Guiding members	<i>Peace Arch border crossing, Surrey</i>	Visit <a href="http://www.handsacrosstheborder.info/">http://www.handsacrosstheborder.info/</a> for more information. Registration begins January 1.
July 22–29	<b>SOAR</b>	Guides, Pathfinders, Rangers and Guiders	<i>Smithers</i>	Visit <a href="http://soarbc.com">soarbc.com</a> for application deadline and additional information.
September (TBA)	<b>Mix It Up Canada</b>	Guide and Pathfinder patrols and US patrols	<i>Lower Mainland (TBA)</i>	More info to come.
October (TBA)	<b>Presentation and Communication Skills Workshop</b>	Trainer candidates, Guiders wanting to improve these skills	<i>Vancouver</i>	More info to come.
November (TBA)	<b>Training Advisers' Workshop</b>	Area training advisers	<i>Vancouver</i>	More info to come.



# Save the Date!

The 2017 provincial World Thinking Day event will be held on Saturday, February 18, 2017, at Guide House. Two sessions will be held, similar to events in the past. Guiders, units, girls and families are invited to attend in the morning to participate in a variety of sessions, and Guiders, Trefoil Guild members, Link, Rangers and Pathfinders are welcome to attend in the afternoon for a sit-down tea. RSVP will be required; more information to come.

The BC Council Annual General Meeting will be held on Saturday, May 13, 2017, at the Holiday Inn – Vancouver Centre. RSVP will be required; more information to come.

## AWARDS

Silver Merit  
**Maureen Fornasero**  
*Kelowna*

**Tamsin Guppy**  
*North Vancouver*

Fortitude  
**Rondie Collins**  
*Kelowna*

**Fiona Marshall-White**  
*North Vancouver*

*Note: The awards list is created from the iMIS database. If an award was presented but not entered in iMIS before the Pipeline submission date, it will not be included here.*



# Two Great Teams

## One Fun Family Event

BC MEMBERSHIP DAY WITH THE VANCOUVER CANUCKS

April 2, 2017, 4 p.m., at Rogers Arena

### Vancouver Canucks vs San Jose Sharks

SPECIAL PRICING:

\$45 upper bowl, \$65 lower bowl  
*Includes custom crest for members*

**Special pricing available to all Guiding members and their families**

Shuttles may be available from ferry terminals (\$16.50 + tax) and Abbotsford (\$18.25 +tax)  
*(minimums apply to shuttles)*

MORE INFORMATION COMING SOON



Between May 28 and 29, 2016, over 100 Guides and Guiders from across the southern BC interior gathered at the University of British Columbia Okanagan Campus (UBCO) in Kelowna. In the span of just two short days, these girls designed their own video game, had the rare opportunity to dissect owl poop, became disease detectives responsible for investigating a strange sickness outbreak, used modern science techniques to solve a whodunit mystery and discovered how to pull DNA out of common fruits!

What type of event encompasses all these crazy activities? GUEST! Guides Understanding Engineering, Science and Technology!

Girls gathered on Saturday afternoon in a lecture hall before splitting up to travel around the university and experience a variety of round-robin sessions, each an introduction to a different part of the wonderful world of science, technology, engineering and math (STEM).

Presenters included engineers and geoscientists, video game developers, biologists, chemists, nature experts, pre-med students and more! After rotating through four different STEM sessions of their choice, girls had dinner at the campus cafeteria and then headed to H2O Water Park for some hard-earned playtime. Returning to UBCO, girls gathered for trading and mug-up before settling down to sleep at the university dorms.



Throughout the weekend, girls had been on the hunt for Chewie, the much-loved stuffed animal of one of the event organizers. Sunday morning, after a delicious breakfast, the girls went through 12 different crime scene investigation (CSI) stations, trying to solve the mystery of Chewie's whereabouts. They also had time to design, build and launch their own personal rockets before saying goodbye and heading their separate ways.

The girls had a great weekend and patrol Guiders did too!

GUEST is an annual event hosted each spring by the BC Program Committee. The event rotates around the province between the Okanagan, Vancouver Island and the North. Next spring, GUEST will be taking place on Vancouver Island, in Victoria at the University of Victoria from May 13 to 14, 2017. If you have a Guide unit in the Pacific Shores or South Vancouver Island areas and you're interested in learning more or attending this amazing event with your own patrol, please keep an eye on your email in the coming months.

# GUEST in the Okanagan!

*Alyssa Robertson  
and Christina Noel,  
BC Program Committee*





# A-Z of Diversity

Fiona Rogan, BC Program Committee

This is the first in a series of articles by the BC Program Committee to explain some commonly used terms regarding inclusivity and diversity.

If you have any questions about inclusivity and diversity in Guiding or need help finding resources, please contact Inclusivity-Diversity Specialist Fiona Rogan at [inclusivity-diversity@bc-girlguides.org](mailto:inclusivity-diversity@bc-girlguides.org).

## A Aboriginal

A term to describe the Indigenous people of Canada, including the Inuit, Métis and First Nations. Wherever possible, acknowledgment of Aboriginal people, their land and territory should be made before meetings, events and ceremonies.

Guiders should create opportunities to explore and discuss Indigenous arts, music, history and traditions while being cognizant of the troubled relationship that Indigenous peoples have with government. There is an excellent Government of Canada online resource designed for teachers that offers history, activities and crafts about Aboriginal Peoples and is suitable for all age groups. Find the link here: <https://www.aadnc-aandc.gc.ca/eng/1302868012055/1302868605384>. It should be noted that Girl Guides of Canada—Guides du Canada (GGC) does not endorse any political party or ideal.

Girls of Aboriginal descent should be invited to present their traditional clothing, dances and practices where and when appropriate.

## Accessibility

The ability for all girls to participate in GGC programming. This means that our meeting places, program and ideals must be open to all, regardless of religious,

socio-economic, ethnic, cultural, language or physical barriers.

### Things to consider:

- Does my meeting place imply or infer a religious component to the program? Many units meet in church halls. It should be clearly stated that this does not constitute an endorsement of any faith or dependence on faith for membership in GGC.
- Is my meeting place physically accessible to all? Are there stairs into the space and, if so, is there an alternate entry point (elevator, ramp, etc.)? Are there impediments to those with reduced vision or hearing (a narrow entrance hall, a bell that must be rung for entry, etc.)?
- Do we offer access to low-cost or no-cost uniforms for families who need them? Uniform exchanges are a great way for families to pass on uniforms no longer required and offer them to girls who need them.
- If we participate in festivals, parades and ceremonies, are we respectful of all cultures represented in our units? Do we acknowledge special feast days and culturally significant days equally?
- Do we offer a balance of physical and sedentary activities? Not all camps should be centred on hiking, biking, kayaking, etc. Offer environmentally or historically based explorations that can be completed at a single location. Excursions with older girls should offer a balance of sporting, cultural and outdoor themes.

## Agnostic

A person who believes the existence of a god, gods or any other deity can neither be proven nor refuted.

Girls who declare themselves as agnostic may be questioning the faith of their childhood or considering joining a faith. Regardless of a Guider's own religious views, she should be open to approach by all girls. If unsure how to answer, direct the girl to a family member or local clergy.

## Allergy

All allergies should be declared on a girl or adult member's health form. Guiders should ensure that they are aware of all allergies present in their unit and avoid the sources. The parents of girls with life-threatening conditions should alert Guiders to this fact and explain the appropriate treatment.

When cooking for camp, etc., advise girls and parents that we cannot necessarily accommodate all taste preferences but that we are cognizant of allergies and sensitivities.

## Asperger Syndrome

A form of autism (see below), Asperger syndrome is characterized by poor social interaction and nonverbal communication skills. Girls may have difficulty mixing with their peers, looking other girls in the eye or reading body language. A typical characteristic of Asperger's is fixation on and fascination with a single subject. Usually of average or even exceptional intelligence, girls with Asperger's may be isolated from their peers and require assistance to interact. Often overwhelmed and hypersensitive to stimulation, girls with Asperger syndrome may prefer one-on-one work over group activities, avoid competitive and/or team games and retreat when an environment is too loud, busy or colourful.

### Adaptations and modifications:

- Allow the girl a specific amount of time on a set day to present her topic
- continued on next page* ➡

continued from previous page

of interest to the unit. Invite the other girls to ask questions, and whenever possible, use the event to cover relevant badge work with the whole unit.

- If a girl is easily overwhelmed with a game or activity, provide a quiet space where she may take a break when needed. Allow her to bring a book, knitting or other preferred activity with her for these times.
- A girl who has difficulty integrating in a group can be of great assistance to Guiders. Ask her to set up the next activity or explain the rules of a game, etc.
- Give very clear and precise directions. Try to avoid the use of colloquialisms (e.g., "in the dog house," "when pigs fly") as girls with Asperger's generally understand language literally.
- Provide advance notice of changes to scheduled times and events. Preparation time is crucial when facing new environments, challenges or people.
- Establish a regular schedule for meetings in order to create a sense of comfort.
- If possible, provide a schedule each week of the following week's activities.

#### **Adaptations for games and activities:**

- Avoid racing and/or competitive games.
- Limit the noise level or allow the girl to wear headphones during noisy activities.
- Keep lights low wherever possible. Avoid strobe lights (at bowling alleys, movie theatres, etc.).
- In order to create friendships with other unit members, ask the girl to make friendship bracelets, bookmarks or other small gifts and share them with one or two new friends each week. The girl may find speaking to a small group less challenging and, over a few weeks, this will help her develop communication between several girls.
- Wherever possible, pair a girl who has Asperger's with a friend or Guider she trusts during games and activities.

#### **Atheist**

A person who does not believe in the existence of any god or deity.

It is every girl's right to declare herself as an atheist, and it should not be challenged. Meetings should be secular and not faith-based; this helps create an inclusive environment for all members, regardless of religion or beliefs.

#### **Adaptations and modifications:**

- Change the words for songs to make them more widely acceptable. For example, Taps may be changed from "God is nigh" to "Peace is nigh."
- Avoid traditional pre-meal graces in favour of secular thanks to nature for providing the food.
- Celebrate all religious festivals or none.

#### **Attention Deficit Disorder (ADD)**

A disorder characterized by a lack of focus, daydreaming, poor organizational skills and difficulty with time management. Girls may be overly impulsive and/or slow to start a task.

Girls with ADD may or may not be using prescription medications. Guiders should be aware of any side effects or symptoms associated with such medications.

#### **Adaptations and modifications:**

- Give a five-minute warning before transitioning to a new task.
- Limit instructions to three or four at a time; review them often.
- Provide information in advance; build on directions over a period of time.
- Ensure important information is relayed to parents by Guiders. Do not

## **Welcome Wagon Supports**

### *Girl Guides of Canada-Guides du Canada*

**Welcome Wagon and Girl Guides of Canada are working together to welcome newcomers and increase the awareness of Girl Guides in BC communities.**

When a new family moves into your neighbourhood or a future Spark is born, contact Welcome Wagon (by phone or through their website) and let them know. The local Welcome Wagon representative\* will personally visit the family and provide information about the local community and Girl Guides.



Girl Guides  
of Canada  
Guides  
du Canada

British Columbia Council

**Start a Friendship Today**  
[www.welcomewagon.ca](http://www.welcomewagon.ca)

\*Welcome Wagon representatives may not be available in all communities in BC.







rely on girls to pass on information.

- Provide items required (for a craft, etc.) in the order they are needed.

**Adaptations for games and activities:**

- Memory games (e.g., Kim's Game): Provide extra time or clues if needed.
- Observation games (e.g., Spot the Difference): Provide clues or extra time if needed.
- Maintain a regular order for meetings so that girls know what to expect.

**Attention Deficit Hyperactive Disorder (ADHD)**

A disorder characterized by a lack of focus, daydreaming, poor organizational skills, difficulty with time management and hyperactivity. Girls may be overly impulsive and/or slow to start a task. Additionally, girls may be unable to sit or stand still for extended periods (or even short ones) and may need to be moving or busy at all times.

Girls with ADHD may or may not be using prescription medications. Guiders should be aware of any side effects or symptoms associated with such medications.

The adaptations and modifications suggested above for Attention Deficit Disorder may also be appropriate for girls with ADHD. Additionally:

- Provide regular "body breaks" during periods of listening.
- If girls need to move, ask them to assist

with a task—for example, setting up the next craft/activity.

- Present activities/crafts in stations so that girls move between steps (e.g., Step 1: Cut out circle. Step 2: Move to the next table and glue on googly eyes. Step 3: Move to next table, etc.).

**Autism Spectrum Disorder (Autism or ASD)**

A disorder characterized by poor social interaction and nonverbal communication skills. Girls may have difficulty mixing with their peers, looking other girls in the eye or reading body language.

Girls with autism may range from very mildly affected to severely socially impaired. Typical characteristics of autism include

- fixation on and fascination with a single subject; repetitive behaviours (known as "stimming") and heavy reliance on routine and schedules
- responding in an unusual way when others show anger, distress or affection
- failing or being slow to respond to someone calling their name or other verbal attempts to gain attention
- difficulties with the back and forth of conversation
- often talking at length about a favourite subject without noticing that others are not interested or without giving others a chance to respond
- repeating words or phrases that they

hear (called echolalia)

- using words that seem odd, out of place or have a special meaning known only to those familiar with that person's way of communicating
- facial expressions, movements and gestures that do not match what is being said
- an unusual tone of voice that may sound singsong or flat and robotic
- trouble understanding another person's point of view or being unable to predict or understand other people's actions.


Girls with ASD may have other difficulties, such as being very sensitive to light, noise, clothing or temperature. They may also experience sleep problems, digestive problems and irritability.

ASD is unique in that it is common for those with ASD to have many strengths and abilities in addition to challenges.

**Strengths and abilities may include**

- above-average intelligence
- ability to learn things in detail and remember information for long periods of time
- strong visual and auditory learning
- excellence in math, science, music or art.

See Asperger Syndrome above for examples of adaptations and modifications that may also be appropriate for girls with ASD.



**Pipeline is available online!**

A limited number of past issues of Pipeline are now available at [www.bc-girlguides.org](http://www.bc-girlguides.org); select *Volunteers > Guider Resources > Publications > Pipeline*. Note: Issues are available as PDF files and are about 10 MB in size.



# SOAR 2017: Are You Prepared?

## The next SOAR will take place in Smithers from July 22 to 29, 2017.

All participants attending SOAR 2017—girls, Guiders and core staff—need to have a minimum of four nights of tenting experience! These don't need to be consecutive nights, so plan a couple of weekend trips with your unit to be sure everyone is ready for the experience. Check with your area SOAR liaison to see if there are plans for an area camp to help you practise your skills. Practise as if you were at SOAR, setting up camp in a limited amount of space!

Here is some helpful information about camping at SOAR.



### Tents

Each patrol's camp space could be as small as 25' x 25'. Three tents with square or rectangular bottoms will fit in the space better than tents that are other shapes. The fly should completely cover the tent all the way to the ground (not just be a "kerchief" on top). Waterproof it and seal the seams—even if it's brand new—and you shouldn't need to tarp it at camp.

Groundsheets under the tent protect the tent and keep the floor dry. They need to be the same shape as the tent and not extend beyond the edges. Groundsheets inside the tent will protect the floor and keep you and your gear dry.

### Stoves

Free-standing stoves or those on a collapsible stand are best, as you won't have spare table space. Make sure that at least two pots will fit on the stove at the same time. Twenty-pound propane tanks will be available at camp; make sure you have the correct hose and connection!

### Tarps/Shelters

Pop-up shelters are very popular, but make sure you bring one that has strong supporting poles and a waterproofed, strong fabric cover. Good tarp poles and large tarps, properly erected, will protect you just as well as a pop-up shelter—maybe even better if the pop-up shelter isn't well made. Make sure you and the girls have practised storm lashing the tents and shelter! Even if a storm is not expected—do it! The winds in Merritt and the storms in Enderby have taught us to BE PREPARED!



### Mattresses or Camp Cots

When thinking of which to bring, remember that you must carry all your own gear from where the transport vans are unloaded to the campsite. There is limited space in the transport vans, and there will be limited space in the tents—particularly for the girls, as there will be four girls per tent. There just won't be room for cots. Invest instead in a good self-inflating mat.

### Electronic devices

Everyone bringing electronic devices to camp does so at their own risk. Our event and emergency management team is there to look after the safety of the campers, not the safety of personal belongings, and SOAR does not insure personal belongings from loss or damage.

We will have a system set up for charging items (for a donation), but consider bringing your own solar charger, as the charging stations are expected to be very busy.

### Visitors Day

Not attending SOAR but want to visit? Tour day will be Wednesday, July 26. This will be a great opportunity for you and your family to explore this beautiful area of our province and see what a large camp looks like!

Keep checking the SOAR website ([www.soarbc.com](http://www.soarbc.com)) for updates on this event, and check out our other social media sites as well!

**Questions?** Contact your area SOAR liaison through the website, or email [soar@bc-girlguides.org](mailto:soar@bc-girlguides.org).



## Connect with **SOAR** on Social Media

<b>Facebook</b>	@soarbc
<b>Twitter</b>	@GGCSOARBC
<b>Instagram</b>	@ggcsoarbc
<b>YouTube</b>	Spirit of Adventure Rendezvous – SOAR



# Important **SOAR** Dates to Note

**P**atrol Guider applications are now closed. If an approved Guider cannot attend, the replacement Guider must follow the same application, reference and approval process. If a Guider must be replaced, please email [SOAR2017.registrar@gmail.com](mailto:SOAR2017.registrar@gmail.com).

January 1 to March 1, 2017 Register girls and their program choices

June 1, 2017 No refunds available after this date, and no refunds for individual participants. Replacements are welcome until June 15, 2017; program changes will be accommodated if possible.

Ongoing *Core staff applications never close!* Selections for the first round took place November 5, 2016, but we are hoping that Guiders will continue to apply into 2017! You'll find the application link on the website: [www.soarbc.com](http://www.soarbc.com).

## **Payment schedule (BC Patrols)**

### First installment

January 20, 2017 Patrol deadline to submit **\$1,500** to your area. (Half Ranger patrols submit **\$750.**)

January 27, 2017 Area deadline to submit first installment fees for all patrols from the area to SOAR.

### Second installment

March 3, 2017 Patrol deadline to submit **\$1,500** to your area. (Half Ranger patrols submit **\$750.**)

March 10, 2017 Area deadline to submit second installment fees for all patrols from the area to SOAR.

### Final installment

April 21, 2017 Patrol deadline to submit **\$1,000** to your area. (Half Ranger patrols submit **\$500.**)

April 28, 2017 Area deadline to submit final installment fees for all patrols from the area to SOAR.

***We would appreciate post-dated cheques from the areas!***



## SOAR 2017 **Name the Mascot**

We want your naming ideas for SOAR 2017's mascot: a cute RED FOX!

Send submissions to: [soar@bc-girlguides.org](mailto:soar@bc-girlguides.org); please state "Mascot" in the subject line

DEADLINE for entries is December 31, 2016

The person or unit submitting the chosen name will receive a free mascot stuffed animal!



# A Unique Opportunity

Linda Hodgkin, BC Awards Committee

The Book of Honour provides a unique opportunity to recognize outstanding BC Guiders and girls who keep the spirit of Guiding alive by living the Promise and Law. The Book of Honour was created in 2001, the International Year of the Volunteer. There have been more than 173 recipients of the Book of Honour since it was introduced 15 years ago. In-memoriam applications are also accepted.

What does it mean to individuals who receive the Book of Honour? Many are speechless because they are not expecting it. After the recipient's voice returns, she may say "How did you keep that from me?" or "I had no idea." Guiding members can be astonishingly secretive about this award. If a recipient stands up when her name is announced, she may promptly sit down again because her legs have given out. Tears are

common, and luckily they usually change to laughter when the recipient realizes that her Guiding friends have actually surprised her.


A minimum donation of \$100 is required to nominate a Guider or girl for this award. All funds collected for the Book of Honour are used to support the BC Council Bursary of Honour scholarship that is available annually to a youth member, graduating from Grade 12, who is planning to attend a post-secondary institution. The Bursary of Honour scholarship presented in 2016 was for \$1,500.

Girl Guide funds are not to be used for the Book of Honour. It is an opportunity for Guiding members to honour the nominee with their letters of support and a financial donation. Individuals contributing to the Book of Honour will receive an income tax receipt for amounts of \$10 or more. If one

cheque is submitted, a list of contributors and the amounts of their donations must be attached.

The Book of Honour archival binders are kept at the BC Girl Guide Provincial Office, Guide House. One of the archival binders is on display at Guide House. Travelling binders have been created for each of the 10 Guiding areas and may be reserved for special events.

Current criteria and application forms for the Book of Honour can be found on the BC Girl Guide website under *Program > Awards & Recognition > Book of Honour*. If you have any questions, please contact the BC Awards Committee: [awards@bc-girlguides.org](mailto:awards@bc-girlguides.org).



## Announcement: BC Girl Guides Youth Forum

In 2017, BC Girl Guides will be putting together a Provincial Youth Forum.

If you are interested in providing the voice of girls to BC Girl Guides, then we are looking for you. All girls from second-year Pathfinders to second-year Rangers will be invited to apply in late 2016. Watch for an email in late November.

Please contact Lisa Wechzelberger (BC Girl Guides Youth Forum Chair) at [youthforum@bc-girlguides.org](mailto:youthforum@bc-girlguides.org) if you have any questions.

## GONE HOME



- |                                |                  |
|--------------------------------|------------------|
| <b>Kathleen (Kathy) Franks</b> | <i>Ashcroft</i>  |
| <b>Mary Loughran</b>           | <i>Victoria</i>  |
| <b>Pat Makulowich</b>          | <i>Kamloops</i>  |
| <b>Peggy McKeever</b>          | <i>Errington</i> |
| <b>Maureen Mills</b>           | <i>Richmond</i>  |
| <b>Niki Nahanee</b>            | <i>Vancouver</i> |
| <b>Fiona Odam</b>              | <i>Richmond</i>  |
| <b>Jo Slykwa</b>               | <i>Warfield</i>  |
| <b>Evelyn Zalay</b>            | <i>Chemainus</i> |



# Writing a Support Letter for an Award or Scholarship

BC Awards Committee

**W**riting a support letter for an award or completing a reference letter for a scholarship applicant may seem like a daunting task. Your first reaction might be to say: "I don't think I can do that" or "I'm not really good with words" or "I don't know her well enough." Unless you cannot put a face to the name, *it is too soon to say no.*

The application form for an award or scholarship usually asks for information about specific traits that the applicant or proposed recipient may or may not have. Before commenting on a specific attribute, try to visualize a time when you have observed the applicant exhibiting that trait. Make short notes about the occasion or specific action that comes to mind. Don't try to write a polished paragraph just yet; notes are more useful because one event may apply to more than one of the application questions. Once you are comfortable with the connection between the trait requested and the occasion chosen, ensure that the response does not exceed the stated word count. If a maximum word count is specified and you need to trim some words, review your final response by reading it out loud, as this may highlight

awkward phrasing or inconsistencies. For example, the BC Book of Honour requires four letters of support from adult and/or girl members that show how the member

- demonstrates a considerable commitment to fulfilling the organization's Vision, Mission and Values as outlined in *Guiding Essentials*.
- exemplifies and promotes the spirit of Guiding through keeping the Promise and Law, as evidenced in her Guiding endeavours.

Before writing a support letter for this award, review the Vision, Mission and Values of our organization, which can be found on the national website. One way that may make it easier to write the letter is to rephrase them as questions. For example:

*How has the nominated individual made a positive difference in your life and how do you contribute responsibly to your community as a result of her actions? (GGC Vision)*

*How does she (the nominated individual) enable girls to be confident, resourceful*

*and courageous, and to make a difference in the world? (GGC Mission)*

If the award is for a Spark or Brownie leader, the girls could be asked what the Promise is and how their leader keeps that promise. How does she help them to keep the Promise? Guides could be asked how their Guider keeps the Guiding Law. Pathfinders and Rangers have usually shared a broader scope of activities with their Guider and are able to express themselves well on paper. Individual contributions from several girls can be inserted into the letter of support. Preface it with, "The girls said that she ..." This helps to keep your word count down while crediting the source.

As noted above, if a word limit is indicated, please don't exceed it, especially for a scholarship application. Extra words will not be considered, and often the last words are the most important.

Personal examples or anecdotes from fellow Guiders and girls can make the presentation of an award extremely memorable and personal. This is the time and place to include those personal and special comments that exceeded the word count and couldn't be included in the letter.

## Identify Your Membership Number

Five membership numbers are randomly drawn from the iMIS database for each issue of Pipeline. If your number is listed below, you are eligible to receive a gift from the provincial PR Committee. To receive your gift, send an email, identifying your number, to [pipeline@bc-girlguides.org](mailto:pipeline@bc-girlguides.org) by December 31, 2017.

41088    120959    133799    1015675    1456184



# Announcing BC's 2016 National Scholarship Recipients



Tracy L. Clark, BC Awards Adviser

Girl Guides of Canada's national scholarship program supports members as they pursue their educational goals and develop rewarding career paths. Scholarships are open to girl and adult members who are pursuing post-secondary education at a recognized college, university or trades program. Scholarships

are available for both full-time and part-time studies.

In 2016, four BC members were awarded Girl Guides of Canada national scholarships. It gives me great pleasure to introduce the recipients to you:

Jennifer, **Pacific Shores Area**

- Part-Time Studies, Early Childhood Education
- Recipient of the Girl Guides of Canada Part-time Studies Scholarship \$1,000

Meggin, **Southern Vancouver Island Area**

- First-Year Chemical Engineering
- Recipient of the Col. Karen Ritchie Memorial Scholarship \$2,000

Jennifer, **Thompson Nicola Area**

- Third Year Nursing
- Recipient of the Girl Guides of Canada third year Scholarship \$2,000

Isabella, **Southern Vancouver Island Area**

- First Year Political Science
- Recipient of the Humber Glen Trefoil Guild Scholarship \$2,000

***Congratulations on earning national scholarships. Best of luck as you pursue your education goals and career paths.***

## Introducing New Program Committee Members

*BC Program Committee*

Our names are Elizabeth and Carissa, and we are the new girl program and youth member specialists on the BC Program Committee. We have been working with the committee since April and are very excited about all of the adventures ahead.

We are both third-year university students who have been in Guiding since Sparks, and we are very passionate about Guiding and all that it has to offer. We look forward to connecting with as many girls and Guiders as possible, making the program more accessible and fun and answering any questions that may arise. We are here for you!

As the girl program specialists, our role is to connect with Spark, Brownie,

Guide and Pathfinder Guiders and provide support and answer questions about the program. We'll also be working to make programming tools more accessible to leaders, including working on instant meetings. We'd love to answer any questions you may have about the program and to listen to all of your programming thoughts and ideas!

As youth member specialists, we want to provide support to Rangers and Ranger Guiders in making the Ranger program the best that it can be! To start this off, we will be releasing a newsletter called *Ranger Rumble*. Keep an eye out, as the newsletter will be emailed to all Rangers and Ranger Guiders every two months! Each of these issues will

have a different theme and ideas on programming activities, information about opportunities for Rangers and, most importantly, submissions from Rangers around the province on what they are doing in their Ranger units. Feel free to email your Ranger pictures and stories to [bc.rangerprogram@gmail.com](mailto:bc.rangerprogram@gmail.com), as we'd like to feature as many Ranger units as possible (and we'll even send you a crest for doing so)!

Please reach out to us if you have any questions, ideas about programs or just want to say hi! We can be reached at [bc.rangerprogram@gmail.com](mailto:bc.rangerprogram@gmail.com). We are so excited to work with all of you to make the girl and youth programs in BC the best that they can be!



# A Great Guiding Opportunity!

## Camping Committee Member Wanted!



The BC Camping Committee is looking for an enthusiastic Guider to join us in helping to create camps, events, resources and tools to continue making it easier for girls and Guiders to get outside and to get camping!

The BC Camping Committee will sadly soon be losing its events coordinator and is looking to fill this very important position.

### Events Coordinator

The events coordinator is a key member of the team. Although our committee works as a team, her main role is to:

- oversee the organization of workshops and conferences
- oversee communications and arrangements for interprovincial camps
- coordinate the organization and

execution of events put on by the BC Camping Committee.

Within this role, she works with the residential/tenting coordinator to organize two bi-annual events: Mix It Up Canada and Guide Jubilee. She also works with the adventure/trex coordinator to help organize Trex Rendezvous every three years.

The events coordinator also liaises with the responsible Guiders of individual provincial selection events to ensure they receive appropriate support from the Camping Committee. She also leads the committee to ensure the adult events such as workshops, conferences and trainings are organized and executed.

Much of this work is done with the help and support of the provincial office; however, skills in computer programs such as Excel are needed to carry out the specific duties of each event. These may include:

- setting a timeline for the event planning
- organizing registration/application/confirmation/evaluation forms, schedules, handouts, etc.
- coordinating with Guide House staff to communicate with participants/applicants, organize paperwork, etc.
- booking venues, third party service providers, vendors, etc.
- finding core staff to plan and execute program offerings
- ensuring that crests and clothing items are designed, approved and ordered as appropriate

Although this sounds daunting, we really do have fun and we really do love camping! For more information about this position, please contact [camping@bc-girlguides.org](mailto:camping@bc-girlguides.org).



## CWFF Pizza Challenge 2017

The Canadian World Friendship Fund Pizza Challenge returns once again for 2017—with four pizza slice crests to choose from! Will your unit complete their pizza this year?

The BC International Committee challenges each unit to collect the most money per unit member (including Guiders) for the Canadian World Friendship Fund. All you have to do is collect the money, fill in the entry form, return it to the provincial International Committee and forward the money to your district treasurer.

There will be a prize for one unit at each branch of Guiding. The unit in each branch that collects the most money per unit member (including Guiders) will win up to \$100 to be used

for a pizza party for the unit. That means that a Spark unit, a Brownie unit, a Guide unit, a Pathfinder unit and a Ranger unit can each win up to \$100 for a pizza party.

An additional prize of up to \$100 for a pizza party will be awarded to the BC unit that uses the most original fundraising activity in this challenge.

Information about the challenge is available on the BC Girl Guide website: [www.bc-girlguides.org](http://www.bc-girlguides.org) (select *Program > International > International Resources*).

**Entries must be received by the BC International Committee by March 31, 2017.**

Every unit that participates in this challenge can also order the CWFF Pizza Challenge crest, available from the BC Girl Guide website (*select Program > Challenges & Activities > Provincial Challenges*).



# Module 8 Canoe Trip at Main Lake Provincial Park, Quadra Island

*Julie Recksiedler, Kirsten Dougans, Vicki Ferguson, Janine Lawes, Jane Lizotte, Rachel Moore and Alyxandra Diehl*



## Thursday, August 4

One of the trickiest aspects of organizing a provincial trip is bringing people together from all over the province. Thanks to the careful organizing of our trip leads, we all managed to arrive in the right place at the right time.

After introductions and a brief safety review, we were paddling just after noon. A steady breeze was blowing, but not enough to slow us down. As we paddled along the shore, the lily pads moving gently in the wind, I was reminded again of how beautiful this province is.

We quickly reached our first campsite,

located at the entrance to Main Lake, approximately two kilometres from our launch point. Setting up the campsite provided a great opportunity to exchange information about the latest gear. As the sun set, we munched on a lovely dinner of Mediterranean stew, cinnamon couscous and key lime pie and listened to the waves lapping at the beach.

## Friday, August 5, morning

When we woke up, our breakfast chefs had prepared a feast of scrambled eggs with veggies and hash browns! After packing up, we convened on the beach for some practice with setting declination

and triangulating our location with our compasses.

We launched our boats at 10:15 a.m. It was challenging to not float away while the rest of the boats launched, as we had to spend some time paddling against the wind. Then we were off!

We paddled against the wind but made our way without too much trouble to our next campsite. A gorgeous, short paddle around the corner of the lake to a fabulous, large site with a great beach. We landed at 11:20 a.m., planned out our site and took a break for lunch on the beach before setting up camp.

## Friday, August 5, afternoon

After we went over the proposed route with today's trip lead and navigation volunteers, we packed the canoes with a bag of warm clothes, emergency supplies, snack, water and first aid kit. Most of the afternoon was spent traversing the north side of Main Lake while practising paddle strokes. We returned to camp, changed into swim wear and practised tandem (and solo) rescues.

Our chefs served beef stroganoff and/or spaghetti with sauce as well as brownies in the outback oven. After dinner, we went over navigational charts. We tried our hand at some knots. The previous occupants left some nice dry wood, so we relaxed around a fire in the metal fire pit. We knew we had a big day tomorrow, so off to bed!

## Saturday, August 6, morning

We had a leisurely wakeup this morning, which suited our breakfast of pancakes with berry compote and maple syrup. Some sipped coffee, and we all ate pancakes as they came off the frying pans. By 10 a.m., we were ready to make





a plan for the day, which was a tad rainy. Our goal was to practise portaging and make our way to Yeatman Bay with most of our gear.

We packed up everything but the tents and stoves, and we convened on the beach. One group took three canoes and all the gear to the trailhead at the next beach, while the rest of us traipsed across the creek and to the trail over land. An hour after leaving the lake, we arrived at the ocean and a beautiful low tide, just as the sun started to come out.

Saturday, August 6, afternoon  
At oceanside, we had our lunches and did some exploring on the beach. We then worked on navigation and trip planning, working around the tides and turns—where we were (triangulation), where to put the tents for the night (tide charts) and if we were going to a certain point on the map, when would be the best times to travel (tide and turn charts).

We started back to our campsite with our packs and canoes. We learned: 1) a person can portage a canoe by themselves with the correct canoe; 2) it works better if two people are closer



to the same height when portaging a canoe together; and 3) two can portage a canoe while wearing their backpacks. We ferried everything back to our beach in the three canoes, while the rest walked back to camp.

Those who wanted to work on their Advanced Tandem Skills took to the water to try new strokes. Some swam, while others napped. The chefs made rehydrated chili with cornbread dumplings and fig delight for dessert. While waiting for supper, we discussed tripping and leadership items, types of canoes, repairs, etc.

After supper, Agnes and Chloe were very creative in setting up floats to mark the course we would go through for the Advanced Tandem Skills. Two others completed the self-rescue from a dumped canoe. This went on until dark. Knots were demonstrated. The snack makers had hot water and Ritz s'mores waiting when we came back in. There was difficulty getting the fire going after all the wood got wet in the unexpected rain of the day before, but with perseverance it was soon blazing away! A timeline was decided on

for morning—then each person decided to stay at the fire a while longer or go off to bed!

Sunday, August 7, morning  
Getting up early was a challenge. The chefs got busy making a breakfast of yummy cheesy potatoes, bacon, and a rehydrated yam dish, while the rest of us packed up our gear. Over breakfast, we talked about who would be lead and who would be sweep, and settled end-of-camp issues and logistics for the trip home. Clean-up was fast and the canoes were packed and launched by 7:15 a.m. It was a magnificent morning! The water was mostly calm, the sun was just over the treeline and it was so quiet and peaceful. We made it to the vehicle park in 45 minutes.

Overall, it was a success. Many skills were learned and many experiences were had by all. I am sure we all learned something about ourselves—our strengths and limits.

We said our goodbyes before getting into our vehicles for the trip home. What a fantastic experience!





# Western Hemisphere Conference in Curaçao

*Denise Howden, Guider, SVI Area*

I was fortunate to be selected as one of two youth (ages 18–30) representatives on the Canadian delegation to the World Association of Girl Guides and Girl Scouts (WAGGGS) Western Hemisphere Regional Conference in Curaçao in July 2016.

The WAGGGS Regional and World conferences are held every three years and bring together member organizations to review the past triennium and set strategic direction for the next three years.

The conference included presentations from Anita Tiessen, the new WAGGGS CEO, detailing the restructuring process WAGGGS is currently undergoing, as well as a sneak peek at the new branding strategy and narrative that WAGGGS will be rolling out. Member organizations shared membership growth successes, lessons and plans, and Canada presented on the lessons and successes from Twinning 2020. It was great to meet Guiders from our twinning partners and see the enthusiasm to work together to develop and expand twinning.

There were sessions to discuss how WAGGGS will be working towards the 17 United Nations sustainable development goals adopted last year as part of the 2030 agenda for sustainable



development. The sessions included guests from U-Report (UNICEF) and [www.thegoals.org](http://www.thegoals.org) (sustainable development goals).

By attending the conference, I fulfilled a dream I'd had since I was a girl, and it reinvigorated my motivation as a Guider. On a personal level, coming together at the conference re-emphasized to me that we as Guides are all a part of a global Movement.





# Coast to Coast 2016

*Annalisa Adam, Guider, Lions Area*

**T**his summer, after two years of planning, researching, blending girls from four different units and fundraising, I was able to enjoy an amazing two weeks in the Maritimes with 11 great girls and two awesome leaders. I could write a novel about the effort we put into the trip beforehand and about all the stories from our trip but, instead, I will share with you our trip calendar so you can see what an action-packed adventure we had. I highly encourage you to plan a trip within Canada! We had the trip of a lifetime without having to worry about the extra Safe Guide forms, currency exchanges, language barriers and other challenges that come with travelling outside of Canada. In the following pages are some write-ups and pictures from the girls themselves.



SUNDAY	MONDAY	TUESDAY	WEDNESDAY	THURSDAY	FRIDAY	SATURDAY
						June 25 • 2:45 p.m. Drop-off at ferry • 10:45 p.m. Flight
June 26 • 10:15 a.m. Arrival in Halifax • Collect rental cars, Fundy Tidal Interpretive Centre • Accommodation: Holiday Inn, Truro, NS	June 27 • Fundy Geological Museum, Joggins Fossil Cliffs, Fort Cumberland, Cape Jourimain • Accommodation: Brackley Beach Hostel, PEI	June 28 • Anne of Green Gables house, Avonlea, Cavendish, North Rustico • Accommodation: Brackley Beach Hostel	June 29 • Summerside, Canadian Potato Museum in O'Leary, West Point Lighthouse, Cape Egmont • Accommodation: Brackley Beach Hostel	June 30 • Montague, Souris, Elmira, East Point Lighthouse • Accommodation: Brackley Beach Hostel	July 1 • CANADA DAY • In Charlottetown • Accommodation: Brackley Beach Hostel	July 2 • Depart PEI • Arisaig Provincial Park, Cape George Point, Ballantyne's Cove Tuna Interpretive Centre • Accommodation: Bear on the Lake Hostel, NS
July 3 • Fort Louisbourg, SPCA service in Sydney, Cape Breton Miners' Museum • Accommodation: Bear on the Lake Hostel	July 4 • Alexander Graham Bell National Historic Site, Great Hall of the Clans, Ingonish Beach • Accommodation: Bear on the Lake Hostel	July 5 • Depart Baddeck and travel to Halifax • Shubenacadie Wildlife Park, Maritime Museum of the Atlantic • Accommodation: HI Halifax	July 6 • Lunenburg, Fisheries Museum of the Atlantic, Acadian Maple Products farms, Peggy's Cove • Accommodation: HI Halifax	July 7 • Return cars, Halifax Public Gardens, Halifax Citadel National Historic Site, explore waterfront/sea bus • Accommodation: HI Halifax	July 8 • Pier 21, Africville Museum, lobster dinner out • Accommodation: HI Halifax	July 9 • Halifax farmers' market, HMCS Sackville, afternoon movie matinee, bus to airport • Accommodation: Quality Inn Halifax Airport
July 10 • 11:37 a.m. Arrival in Vancouver • 3:00 p.m. Pick up from ferry						



# Walking Through a Storybook *By Sealynn*

About a year before we went on the Coast to Coast trip, I was asked if I had any questions about the trip or fundraising. The first question that came to my head was, "Are we going to visit Green Gables?" The answer was yes. I was super excited because last summer I started reading *Anne of Green Gables* and was instantly hooked on the concept of how different life was when Anne was my age. Like how they grew most of their own resources, how young

the teachers were and how different entertainment was. When we finally got to the historical site, I wanted to see everything! I soaked in all I could, especially the house of Anne, which they redesigned to replicate the one described in the book. My favourite part was walking through the Haunted Woods. I felt like I was in the story. I loved all of it. I only wish we had more time to explore everything. It truly was like walking through a storybook.



# Comparing West Coast Life to the East Coast *By Amelia*

## West Coast

- Pacific Ocean
- pearl oysters
- warmer climate
- lots of lakes
- no lobster
- arbutus trees
- rocky beaches
- hardly get winter (on the coast)
- more mountainous
- foxgloves
- First Nations

## East Coast

- Atlantic Ocean
- sandy beaches
- riptides
- lighthouses
- really windy near the ocean
- lobster
- the stereotypical accent
- donairs
- lots of colourful little towns
- so many shipwrecks
- famous boats like the *Bluenose* and *HMCS Sackville*

- potatoes
- harsh winters
- lupins
- red dirt
- rolling green hills
- fiddles
- Celtic and Gaelic jigs/music
- Mi'kmaq people
- forts and fortresses
- fossils
- Cows ice cream
- farms galore
- colder water

I feel as though I know more about the East Coast than my own home now. The trip was an amazing experience, and I'm thankful to the leaders for planning it and putting up with us. My favourite place was definitely PEI. I would certainly go back there.



## Coast to Coast

*By Melissa*

Our trip was from Coast to Coast  
We saw three provinces in 15 days  
I don't know what I liked the most  
Some of it went by in a haze!

It took a year and a half of fundraising  
But it sure was worth it in the end!  
The views we saw were amazing  
PEI was my favourite, I can't even pretend

We tried some different food  
Ate lobster of course  
Most of it was pretty good  
And none of it was fed to us by force.

We lived and explored as one big group  
Many people stared when we walked down the street  
I don't blame them, we were a large troop  
It was hard for us to be discreet.

For anyone planning a Coast to Coast trip  
Leave plenty of time for the beach  
The red sands and singing sands are not something to skip  
They are close and are easy to reach.

The trip was lots of fun  
I'm so glad we went  
We spent lots of time in the sun  
I'm just glad we didn't sleep in a tent!

## Miners' Museum

*By Emma M.*

**O**n this trip, we went to many museums, but my favourite was the Miners' Museum. We started off by going down into a mine. As we got deeper and deeper, it was getting colder with less head room. But that did not bother me—I was focused on the walls. It was the first time I was ever in a mine with coal. As we walked, we came across where the

stables would have been; they called the ponies that worked there pit ponies. Near to the end, we found an underground garden; I loved it. Once we got back to the museum, we got a piece of coal, and that piece of coal hopefully I will still have to show my daughter, to show her the fun times I had with Girl Guides.



*Laura Allgrove, Guider*

# Pedal Haida Gwaii, August 18–26, 2016



**T**hirteen excited participants arrived in Prince Rupert for the much-anticipated Pedal Haida Gwaii. We assembled and sized bikes in preparation for the week ahead. I am not sure anyone actually slept that night, but the morning came quickly, and we were on our bikes and heading for the ferry to Haida Gwaii. The ferry arrived late in the afternoon, and we biked the short distance to a campground in Queen Charlotte City.

The next morning, we visited the Haida Heritage Museum, where we had the opportunity to watch the clan parade and welcome ceremony before going on our own to explore the museum and gift shop, eat fried bread and have our faces painted. After lunch, we were back on our bikes and heading for Misty Meadows campground in Naikoon Provincial Park. This portion of the highway hugged the ocean, promising a spectacular view during our ride, but it was raining—so much for enjoying the ocean view.

Sight Seers in Port Clements for two nights. This was the first break from our bikes since the beginning of camp, and it was well deserved. Our tour guides were full of forest knowledge and Haida culture, which made our experience even better. They had our undivided attention while telling the stories about



The following days brought nothing but sunshine. We biked to Masset and the next day to Tow Hill and the blow holes. The view from Tow Hill was breathtaking. The tide was out so the blow holes were not spraying, but the low tide made beachcombing for agates, seashells and sea glass exceptional. We had biked north on the island for three days, and it was time to retrace our tracks and head back south. We had to make a stop at the Moon Over Naikoon Bakery, which is housed in an old school bus.

We stayed at Budgies Backpackers and





the abandoned Haida Gwaii canoe and the edible ocean plants while kayaking in Juskatla Inlet. This was topped only by the afternoon kayakers' sighting of whales, followed by a treat of barbecued salmon, sea asparagus pan fried in butter and garlic and sautéed "chicken of the woods," which is an edible mushroom.

The next day we had a short bike ride back to Misty Meadows campground in the morning and hiked to the *Pesuta* shipwreck in the afternoon. This was our last night on Haida Gwaii.

In the morning we biked our way back to Queen Charlotte City, stopping at gift shops and artisans galleries along the way. This time we got to enjoy the ocean view from our bikes since it was not raining. In the evening we boarded the ferry for the overnight trip back to Prince Rupert and our flights home.

Everyone on Haida Gwaii seemed so excited to have seen us biking the island. Everywhere we stopped, shopped or visited, locals and visitors alike would come up and talk to us. We felt like celebrities. Many were impressed and excited for us, while others gave us tips about where to visit.

Thank you, BC Girl Guides, for giving us the opportunity to explore Haida Gwaii. It was a bike trip of a lifetime.

Here, some of the participants share their memories.



**Sarah, Ranger**

August 22, 2016 (Monday, day five)  
(Journal entry)

After climbing the famous Tow Hill, several of the girls and myself come to enjoy our lunches on the wide, rocky shore. I was excited to come to Agate Beach (besides for the chance to rest and eat), because I had heard this was one of the best places on the island to search for agates, rare and pretty stones unique to some shorelines. The quarry on the beach varied from tiny seed-like pebbles to some boulders slightly smaller than my clenched fist,

all smoothed down by the tide. Holly and I postpone having our wraps because we are so eager to scour for agates. I find the best way to search for them is to use a bigger slab to dig just below the surface of the beach, and then keep a sharp eye out for any stone that looks like it might be agate. The best place to comb for them is among the other bigger boulders on the sides of the shoreline. Because the rocks are bigger, so are the agates! The good ones are translucent and are usually a pale yellow or warm orange. I discover a tiny piece of rounded mint green sea glass as well.

*continued on next page* ♦♦





continued from previous page ➡



As we dig, I feel a lot like a gold panner during the great Canadian gold rushes, searching for rare pieces of ore among other tumbled stones. Holly finds the biggest and most agates (to my joy and slight envy). We eventually pause to eat our wraps and sip our juice boxes. Our break gives us a temporary feeling of peace and tranquility as we watch the slow suck and heave of the tide ...

Before leaving to hike back to our bikes for the ride home, we play with some bullwhip kelp we found further up the beach—it makes a surprisingly good jump rope!

### **Nerissa, Ranger**

This camp brought a lot of firsts for me: my first time going on a plane with Girl Guides, my first provincially sponsored trip, my first bike trip and, of course, my first time in Haida Gwaii. The week was unlike anything I could have imagined. Haida Gwaii was completely stunning. I was blown away by

the sheer amount of distance between towns smaller than I—a Vancouver kid—could ever imagine. My highlight was by far our rest day in Port Clements. We spent the morning exploring ancient forests with our trusty, mushroom-picking guide and the afternoon kayaking with whales—an incredibly rare sight in Port Clements. That night, we were treated to freshly cooked salmon, mushrooms and sea asparagus. Pedal Haida Gwaii was an incredible experience I'll never forget. I'm so glad I got to share it with the other nine girls and three leaders.

### **Tanya Wilcox, Trex Guider**

One of my favourite memories of the trip was the day we spent in Port Clements. Alan's dad was so knowledgeable about the logging industry, the native culture, the local history and the flora and fauna we encountered. His stories captured our attention, and his enthusiasm was endless. On our afternoon kayaking trip, the killer whales were definitely the highlight. Later in the evening, we feasted on freshly picked sea asparagus, mushrooms and delicious BBQ salmon. It was supposed to be a "taster," but Alan cooked for an army!

Although the events of that day were pretty amazing, it was Alan and his family that really put the life into every activity. Cheers to them!

Interesting how a non-biking day became the highlight of my bike trip ... LOL!

My next favourite memory is ALL the biking! I liked giving girls pointers on shifting gears and riding in groups and seeing the results when these tips were put into practice. I was thrilled each time someone demonstrated something new: riding all the way up a hill or gaining self-confidence in her biking ability. Mostly, I enjoyed watching the dynamic shift from 12 individual riders to one big team that encouraged each other, was patient with one another and celebrated team success.







# Careers in STEM: An Independent Trip to Georgia and Florida

Sharon Fortney, Grouse District, Lions Area



**B**etween July 5 and 18, 2016, a group of 12 Grouse District (Lions Area) Guides and Guiders travelled to Savannah, Georgia, and Florida on an independent trip. We flew round trip to Orlando and travelled by 12-passenger van to various destinations in Georgia and Florida.

Our destination was chosen by the fact that we were working with Guide-aged girls, 10 to 12 years old at the time of the trip, which made destinations in Canada and the US eligible. As West Coasters, we wanted to expose the girls to a region that was ecologically and culturally different than our own, so we chose the southeastern United States.

During the research phase of our planning, we had become aware of a three-day Girl Scout History Tour of Savannah and a marine biology tour of Florida, among other pre-packaged tours. We chose destinations from several existing itineraries and asked several tour companies for quotes, but with the small number of girls in our group, the preliminary quote for a two-week trip was

over \$5,000 Canadian per person. Our options were to try and recruit more girls (to bring our numbers over 20) or limit our numbers and arrange our own travel. We chose the latter option.

As we were interested in exploring the marine biology and ecology of Florida and visiting Kennedy Space Center, we quickly settled on a STEM theme. As this was a Girl Guide trip, we decided that a trip to nearby Savannah was a must, so that we could encounter American Girl Scouts and learn about their history. We fine-tuned our program based on co-planner Melina Scholefield's experience in Savannah for a family wedding: we ensured that the girls did outdoor activities in the mornings and evenings but were in air-conditioned or covered spaces during the afternoons to avoid high temperatures and summer storms that included lightning.

Our final itinerary:

- Jul 5 Air travel day, arrive in Orlando
- Jul 6 Depart Orlando for Savannah,


with stops at Daytona Beach for lunch, and a brief visit to Castillo de San Marcos, a fort in St. Augustine (oldest city in Florida)

- Jul 7 Morning programs at Juliette Gordon Low Birthplace; lunch at Pirates' House restaurant; Old Savannah trolley tour in afternoon; Bull River eco-cruise in evening
- Jul 8 Morning program at Tybee Island Marine Science Center; lunch at the beach; afternoon tour of the First African Baptist Church in Historic Savannah; evening ghost tour with Savannah Ghost Show
- Jul 9 Morning program at Girl Scout First Headquarters; box lunch from Leopold's Ice Cream shop; travel to Titusville, Florida
- Jul 10 Astronaut Training Experience, followed by a visit to Kennedy Space Center; travel back to Orlando

*continued on next page* ➡



continued from previous page ♣



- Jul 11-12 Universal Studios—two-park pass to visit the Wizarding World of Harry Potter
- Jul 13 Depart Orlando; visit aquifer at Crystal Springs Preserve (education program included nature walk, canoeing on the Hillsborough River and snorkelling in aquifer under lifeguard supervision); travel to Fort Pierce for night
- Jul 14 Visit to St. Lucie County Aquarium for education programs, followed by a visit to the Smithsonian Marine Station to meet researchers; travel to Florida City
- Jul 15 Visit Everglades: Royal Palm Visitor Center for free ranger-led tour in morning; travel to Shark Valley entrance in afternoon for tram tour
- Jul 16 Snorkelling on the coral reef was booked for John Pennekamp State Park, but they suggested switching to a glass-bottom boat ride when local conditions created 4–6 foot waves at the coral reef
- Jul 17 Visit to Everglades Holiday Park for an airboat ride and alligator show, before departing for Orlando
- Jul 18 Air travel day, return Vancouver

By organizing our own trip, rather than relying on a tour provider, we were able to customize the itinerary to include many of the sites we wanted to visit. When booking programs, we had to pay close attention to when they were available so that we could

book the highly sought after ones first. For example, our entire trip was scheduled around the availability of the Astronaut Training Experience, which was one of our most expensive programs and, at the time we booked it, was offered only every other Sunday. We paid for this first, and booked our flights when we received the next remittance. The Juliette Gordon Low Birthplace and Girl Scout First Headquarters were also highly sought-after programs that required early bookings and attention to scheduling.

Changes in the US dollar required us to fly round trip to Orlando rather than directly to Savannah and home from Miami, to save money. Our van rental was also cheaper as a result of this decision, as we picked

it up and returned it to the same rental facility at the Orlando airport. We also saved money by rebooking hotels as the Canadian dollar bounced back. Hotel re-bookings saved our group close to \$2,000 but required special vigilance on the part of my colleague, as the dollar underwent several short-term fluctuations during our planning phase.

Some of the girls on our trip also lowered their costs by \$300 each, by using Air Miles to purchase a two-day pass to Universal Studios. By staying at the resort for that short period, we were able to receive complimentary express passes for each person (these normally cost over \$100 per person), and girls were able to swim in the hotel pool without life jackets as they had





lifeguards on-site. We also received early admission to the parks.

Many of our educational programs were very low cost, including visits to national parks like Castillo de San Marcos (the girls were free) and the Everglades National Park, which offered free ranger-led programs from their visitor centres. Crystal Springs Preserve, one of my favourite destinations, cost \$25 for our entire group. This was a reservation fee to ensure we would show up. For this small fee, we spent over five hours at the aquifer with our own interpreter, had the use of five canoes for an hour on the river (with the accompaniment of three staff members in kayaks) and were allowed two hours of snorkelling in the aquifer with two lifeguards on duty. The girls were also allowed to handle snakes in the interpretative centre, much to their delight and our horror.

If you are thinking of embarking on an independent trip with Guide-aged girls, I strongly encourage you to do so. This was a wonderful learning experience for all involved. A few final recommendations:

- Make sure your drivers have extra car

insurance—\$40 paid to ICBC gets you additional coverage beyond what the rental company provides.

- Make sure you include cell phone plans for leaders—a faulty GPS unit required one Guider with a data plan to relinquish her phone as a GPS unit.
- Do not overbook yourself on travel days—we missed one destination, Kingsley Plantation, because we didn't get out of Savannah until mid-afternoon. (We had stayed late at Girl Scout First Headquarters and then ended up at Leopold's ice cream until after 2 p.m.)
- Take advantage of free or low-cost ranger-led programs in national parks.
- If you are travelling by car or van, allow girls to bring personal music players, and bring a portable charger.
- If travelling to hot locales, invest in a good hat and plan to be indoors or covered during the heat of the day.
- Consider purchasing wristbands with emergency contact info for busy venues. We used these at Universal Studios.

- Be generous with your meal allowances, and let girls know their meal budgets when dining in restaurants (for example, you have \$16 total for dinner).
- In hot climates, consider buying life vests so girls can swim in hotel swimming pools, as many family-oriented accommodations do not have lifeguards on-site. We purchased from amazon.com and will donate the vests to our district.
- Select a girl alternate, as plans can change. We had an adult alternate but did not have a girl alternate. With a small group, the loss of a girl participant can have a dramatic impact on your budget, especially where accommodations are concerned.
- Study some facts about Canadian Guiding. We were asked specific facts about who founded the Canadian Guiding Movement and when Canadian Guides first started selling cookies. We realized our program focused on Lady Baden-Powell but not our national history. (Mary Malcomson organized the first unit in St. Catherine's, Ontario, in 1910.)

# Seaside Fun 2017

This annual camp that focuses on girls enjoying the seashore and other outdoor experiences such as archery, building big gadgets and hiking will be held in the summer of 2017. Save the date!

**WHEN:** August 13–18, 2017

**WHO:** Girls aged 8–14 and Guiders. Participants can come individually, with a friend or as a patrol

**WHERE:** Camp Olave on the Sunshine Coast

More information and application forms will be available at [www.campolave.com](http://www.campolave.com) or email [seasidefun2017@gmail.com](mailto:seasidefun2017@gmail.com) in late November.





# Friends of the Four World Centres **Visit Kelowna**

*Susan Thesen, Monashee Area*



**F**riends of the Four World Centres from the UK visited Kelowna in July. The Moonlighters, Silver Tips and Sparkling Spirits Trefoil Guilds had the pleasure of hosting a potluck dinner and singalong for the group from the UK. They were from Hampshire, Norfolk,

North Yorkshire, Suffolk, Sussex and Scotland; most are also Trefoil Guild members. The Kelowna visit was coordinated by Trefoil Guild member Gail Rose, who spent the day with them visiting some local sights.

The Friends of the Four World Centres is a group of approximately 500 members from the UK, Canada, US, Netherlands, Ireland, Japan, Australia and other countries. It was started in 1987 by an attendee of the World Conference in Kenya. An AGM is held in Pax Lodge every October/November; an annual gathering is held in the UK, with next year's being at Windermere in the Lake District. A newsletter is sent out to members twice a year. Funds are derived from membership fees, sale of badges, polo shirts, etc., and donations. The group strives to give each World Centre £2000 each year, with £1000 going to Kusafiri, the new centre in Africa. Each centre provides a "wish list"

of needed items each year, but needs are also ascertained by actual visits to the centres by members of the group.

The Friends try to do one international trip each year. This year's trip was to Calgary and Banff, Alberta (including several of Canada's western parks), Kelowna, Vancouver and Victoria, and a coastal inside passage cruise to Alaska. Last year, the group travelled to Our Chalet in Switzerland.

The Friends of the Four World Centres website is [www.worldcentrefriends.co.uk](http://www.worldcentrefriends.co.uk), where you can find more information about the group, as well as a membership application form. The Canadian contact is Myrna Hewitson; she can be contacted at [hewitsonmyrna@gmail.com](mailto:hewitsonmyrna@gmail.com). Margaret Morris, the trip organizer and group spokesperson, kindly provided all the links and contact information for Friends of the Four World Centres.





# Remember: Trefoil Guild Members Can Help!

*Sandra Wagstaff, Trefoil Guild Member*

I am a member of the Grapevines Trefoil Guild in Surrey and have been a member of Girl Guides for almost 40 years. My daughter was in Guides, and I'm delighted that my granddaughter Julia is in Guiding too.

I was devastated last fall when I learned that my granddaughter's Guide unit wasn't able to go to camp because they didn't have enough adult help for ratio. I have helped out with her unit a couple of times on projects they were doing, so I let them know right away that I was also available for camping if they ever ran into a shortage again.



Their district camp came up in July, and once again they needed help. I responded right away and was excited at the prospect of sharing this adventure




with Julia. I attended a camp planning meeting and learned they had just enough adults for ratio. So I offered to ask other Grapevines and had several members interested in helping out. In the end, Joyce and I arranged to go. Joyce had been so jealous when she learned I was going that she was positively giddy when she was asked to come!

We had a fantastic time at camp! We slept in the tents and helped out wherever we were needed—without the pressure of being "responsible." And Julia and I crossed paths from time to time too. It was perfect.

I just want to remind Guiders that Trefoil Guild members are available to help for lots of activities. We love working with girls, maybe just not on a weekly basis!








## Introducing Pacasach

Travel the four World Centres with our new Camp to Go, Pacasach, now available on the BCGG website (*Program > Challenges & Activities > Provincial Challenges*).

Can you figure out how we came up with the name?



# AROUND BC



Sparks Hester and Marlo presented Prince William with Girl Guide cookies on the recent royal visit to Vancouver. Sophie Grégoire Trudeau and Prince William actually spoke to the girls too! *Photo: Cathie Cleveland*



Members of West Coast Area enjoyed the annual Holidaze camp at Camp Olave, with this year's theme "Heroes." They tried out the new low ropes course and did a service project that involved laying gravel through the fitness circuit to new ropes.

*Photos: Hilary Feldman*



Current and past provincial cookie advisers Laurie Hooker and Pat Mahon practised their PR strategies at the Global TV booth at the PNE in Vancouver in August.



Ottergrove District Rangers, Fraser Skies Area, volunteered at the Greater Vancouver Regional District Perseid meteor shower event in Aldergrove Regional Park on August 13. They set up a lantern trail, acted as fairies and wizards at the wishing tree to help the children write and send their wishing stars off to be granted and had an amazing time with the 1,100 people who came to the event. *Photo: Deb Shaw*



The BC provincial commissioner team—Darlene Kent, Helen Varga, Leslie Bush and Colleen Kellner—are always on the lookout for ways to make Guiding great in BC!



The **2nd Cowichan Brownies, Pacific Shores Area**, enjoyed their first tent camp-out at Camp Creina in September. It rained all weekend, but the many first years and first-time campers had lots of fun doing badge work. *Photos: Stacy Aucamp*



Girl Guides  
of Canada  
Guides  
du Canada

**British Columbia Council**

CANADA



POSTES

POST

CANADA

Postage paid

Port payé

Publications Mail

Poste-publications

40681574

40681574

Return undeliverable Canadian addresses to:

Girl Guides of Canada - BC Council  
1476 West 8th Avenue, Vancouver, BC V6H 1E1  
Tel: (604) 714-6636 • Fax: (604) 714-6645



♠ Girl Guide cookies are ♠  
**ROYALLY** delicious!



*Photos: Cathie Cleveland*